


4226 m.

GP GRYPYN DI SAN MARINO E DELLA RIVIERA DI RIMINI

Free Practice Nr. 2

Classification

6

	Rider	Nation	Team	Motorcycle	Time	Lap	Total	Gap	Top Speed
1	23 Enea BASTIANINI	ITA	Gresini Racing MotoGP	DUCATI	1'31.517	18	19		299.1
2	63 Francesco BAGNAIA	ITA	Ducati Lenovo Team	DUCATI	1'31.631	12	13	0.114 0.114	299.1
3	43 Jack MILLER	AUS	Ducati Lenovo Team	DUCATI	1'31.702	19	19	0.185 0.071	296.7
4	5 Johann ZARCO	FRA	Prima Pramac Racing	DUCATI	1'31.837	16	17	0.320 0.135	295.8
5	20 Fabio QUARTARARO	FRA	Monster Energy Yamaha MotoGP	YAMAHA	1'31.843	21	21	0.326 0.006	293.4
6	12 Maverick VIÑALES	SPA	Aprilia Racing	APRILIA	1'31.882	14	20	0.365 0.039	298.3
7	41 Aleix ESPARGARO	SPA	Aprilia Racing	APRILIA	1'31.929	20	20	0.412 0.047	297.5
8	89 Jorge MARTIN	SPA	Prima Pramac Racing	DUCATI	1'32.166	18	19	0.649 0.237	296.7
9	72 Marco BEZZECCHI	ITA	Mooney VR46 Racing Team	DUCATI	1'32.191	21	21	0.674 0.025	297.5
10	21 Franco MORBIDELLI	ITA	Monster Energy Yamaha MotoGP	YAMAHA	1'32.242	18	18	0.725 0.051	292.6
11	44 Pol ESPARGARO	SPA	Repsol Honda Team	HONDA	1'32.301	18	19	0.784 0.059	294.2
12	88 Miguel OLIVEIRA	POR	Red Bull KTM Factory Racing	KTM	1'32.330	14	17	0.813 0.029	295.0
13	33 Brad BINDER	RSA	Red Bull KTM Factory Racing	KTM	1'32.358	18	19	0.841 0.028	295.8
14	42 Alex RINS	SPA	Team SUZUKI ECSTAR	SUZUKI	1'32.365	17	17	0.848 0.007	295.0
15	73 Alex MARQUEZ	SPA	LCR Honda CASTROL	HONDA	1'32.418	21	21	0.901 0.053	294.2
16	30 Takaaki NAKAGAMI	JPN	LCR Honda IDEMITSU	HONDA	1'32.566	21	21	1.049 0.148	291.8
17	49 Fabio DI GIANNANTONIO	ITA	Gresini Racing MotoGP	DUCATI	1'32.656	17	17	1.139 0.090	296.7
18	51 Michele PIRRO	ITA	Aruba.it Racing	DUCATI	1'32.673	16	19	1.156 0.017	294.2
19	10 Luca MARINI	ITA	Mooney VR46 Racing Team	DUCATI	1'32.749	8	19	1.232 0.076	298.3
20	4 Andrea DOVIZIOSO	ITA	WithU Yamaha RNF MotoGP Tea	YAMAHA	1'32.894	16	22	1.377 0.145	291.8
21	6 Stefan BRADL	GER	Repsol Honda Team	HONDA	1'32.978	12	19	1.461 0.084	291.8
22	25 Raul FERNANDEZ	SPA	Tech3 KTM Factory Racing	KTM	1'33.200	18	19	1.683 0.222	292.6
23	87 Remy GARDNER	AUS	Tech3 KTM Factory Racing	KTM	1'33.559	17	17	2.042 0.359	289.5
24	40 Darryn BINDER	RSA	WithU Yamaha RNF MotoGP Tea	YAMAHA	1'33.608	19	19	2.091 0.049	294.2
25	92 Kazuki WATANABE	JPN	Team SUZUKI ECSTAR	SUZUKI	1'36.019	23	23	4.502 2.411	290.3

Practice condition: Dry

Air: 27°

Humidity: 52%

Ground: 43°

Fastest Lap:	Lap: 18	Enea BASTIANINI	1'31.517	166.2 Km/h
Best Race Lap:	2021	Francesco BAGNAIA	1'32.171	165.0 Km/h
All Time Lap Record:	2021	Francesco BAGNAIA	1'31.065	167.0 Km/h

The results are provisional until the end of the limit for protest and appeals.

Time limit for protest expires 30' after publication of the results - Time:

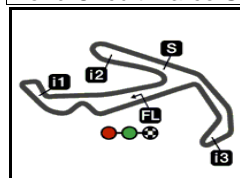
These data/results cannot be reproduced, stored and/or transmitted in whole or in part by any manner of electronic, mechanical, photocopying, recording, broadcasting or otherwise now known or herein after developed without the previous express consent by the copyright owner, except for reproduction in daily press and regular printed publications on sale to the public within 60 days of the event related to those data/results and always provided that copyright symbol appears together as follows below.

© DORNA, 2022

Official MotoGP Timing by TISSOT
www.motogp.com



Misano Adriatico, Friday, September 02, 2022




4226 m.

GP GRYPYN DI SAN MARINO E DELLA RIVIERA DI RIMINI

Free Practice Nr. 2

Combined Free Practice Times

7

	Rider	Nation	Team	MOTORCYCLE	FP1	FP2	Gap
1	23 E.BASTIANINI	ITA	Gresini Racing MotoGP	DUCATI	1'32.838 18	1'31.517 18	
2	63 F.BAGNAIA	ITA	Ducati Lenovo Team	DUCATI	1'32.752 20	1'31.631 12	0.114 0.114
3	43 J.MILLER	AUS	Ducati Lenovo Team	DUCATI	1'32.537 18	1'31.702 19	0.185 0.071
4	5 J.ZARCO	FRA	Prima Pramac Racing	DUCATI	1'32.999 18	1'31.837 16	0.320 0.135
5	20 F.QUARTARARO	FRA	Monster Energy Yamaha MotoGP	YAMAHA	1'32.313 23	1'31.843 21	0.326 0.006
6	12 M.VIÑALES	SPA	Aprilia Racing	APRILIA	1'32.706 16	1'31.882 14	0.365 0.039
7	41 A.ESPARGARO	SPA	Aprilia Racing	APRILIA	1'32.698 18	1'31.929 20	0.412 0.047
8	89 J.MARTIN	SPA	Prima Pramac Racing	DUCATI	1'33.830 18	1'32.166 18	0.649 0.237
9	72 M.BEZZECCHI	ITA	Mooney VR46 Racing Team	DUCATI	1'33.218 21	1'32.191 21	0.674 0.025
10	21 F.MORBIDELLI	ITA	Monster Energy Yamaha MotoGP	YAMAHA	1'33.562 13	1'32.242 18	0.725 0.051
11	44 P.ESPARGARO	SPA	Repsol Honda Team	HONDA	1'33.105 18	1'32.301 18	0.784 0.059
12	88 M.OLIVEIRA	POR	Red Bull KTM Factory Racing	KTM	1'33.636 8	1'32.330 14	0.813 0.029
13	33 B.BINDER	RSA	Red Bull KTM Factory Racing	KTM	1'33.207 24	1'32.358 18	0.841 0.028
14	42 A.RINS	SPA	Team SUZUKI ECSTAR	SUZUKI	1'32.858 21	1'32.365 17	0.848 0.007
15	73 A.MARQUEZ	SPA	LCR Honda CASTROL	HONDA	1'33.253 21	1'32.418 21	0.901 0.053
16	30 T.NAKAGAMI	JPN	LCR Honda IDEMITSU	HONDA	1'33.314 14	1'32.566 21	1.049 0.148
17	49 F.DI GIANNANTO	ITA	Gresini Racing MotoGP	DUCATI	1'33.897 12	1'32.656 17	1.139 0.090
18	51 M.PIRRO	ITA	Aruba.it Racing	DUCATI	1'32.693 15	1'32.673 16	1.156 0.017
19	10 L.MARINI	ITA	Mooney VR46 Racing Team	DUCATI	1'32.981 20	1'32.749 8	1.232 0.076
20	4 A.DOVIZIOSO	ITA	WithU Yamaha RNF MotoGP Team	YAMAHA	1'33.435 17	1'32.894 16	1.377 0.145
21	6 S.BRADL	GER	Repsol Honda Team	HONDA	1'33.855 13	1'32.978 12	1.461 0.084
22	25 R.FERNANDEZ	SPA	Tech3 KTM Factory Racing	KTM	1'33.687 20	1'33.200 18	1.683 0.222
23	87 R.GARDNER	AUS	Tech3 KTM Factory Racing	KTM	1'34.165 14	1'33.559 17	2.042 0.359
24	40 D.BINDER	RSA	WithU Yamaha RNF MotoGP Team	YAMAHA	1'34.836 12	1'33.608 19	2.091 0.049
25	92 K.WATANABE	JPN	Team SUZUKI ECSTAR	SUZUKI	1'37.294 23	1'36.019 23	4.502 2.411

Pole Position Record:	2021	Francesco BAGNAIA	1'31.065	167.0 Km/h
Best Race Lap:	2021	Francesco BAGNAIA	1'32.171	165.0 Km/h
All Time Lap Record:	2021	Francesco BAGNAIA	1'31.065	167.0 Km/h

The results are provisional until the end of the limit for protest and appeals.

Time limit for protest expires 60' after publication of the results - Time:

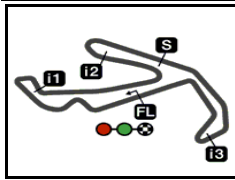
These data/results cannot be reproduced, stored and/or transmitted in whole or in part by any manner of electronic, mechanical, photocopying, recording, broadcasting or otherwise now known or herein after developed without the previous express consent by the copyright owner, except for reproduction in daily press and regular printed publications on sale to the public within 60 days of the event related to those data/results and always provided that copyright symbol appears together as follows below.

© DORNA, 2022

Official MotoGP Timing by TISSOT
www.motogp.com

Misano Adriatico, Friday, September 02, 2022





4226 m.

GP GRYPYN DI SAN MARINO E DELLA RIVIERA DI RIMINI

Free Practice Nr. 2

Top Speed & Average

8



Rider	Nation	Motorcycle	Top 5 speeds					Average	Top
23 Enea BASTIANINI	ITA	DUCATI	299.1	295.8	295.0	295.0	295.0	296.0	299.1
63 Francesco BAGNAIA	ITA	DUCATI	299.1	299.1	297.5	296.7	296.7	297.8	299.1
10 Luca MARINI	ITA	DUCATI	298.3	295.0	295.0	294.2	294.2	295.3	298.3
12 Maverick VIÑALES	SPA	APRILIA	298.3	296.7	296.7	296.7	295.0	295.8	298.3
41 Aleix ESPARGARO	SPA	APRILIA	297.5	297.5	296.7	295.8	295.0	295.8	297.5
72 Marco BEZZECCHI	ITA	DUCATI	297.5	296.7	295.8	295.0	295.0	295.8	297.5
43 Jack MILLER	AUS	DUCATI	296.7	296.7	294.2	294.2	294.2	295.2	296.7
49 Fabio DI GIANNANTONIO	ITA	DUCATI	296.7	295.0	294.2	293.4	293.4	294.4	296.7
89 Jorge MARTIN	SPA	DUCATI	296.7	295.8	295.8	295.0	294.2	295.5	296.7
5 Johann ZARCO	FRA	DUCATI	295.8	295.0	294.2	294.2	294.2	294.7	295.8
33 Brad BINDER	RSA	KTM	295.8	295.0	294.2	294.2	294.2	294.7	295.8
42 Alex RINS	SPA	SUZUKI	295.0	294.2	293.4	293.4	293.4	293.9	295.0
88 Miguel OLIVEIRA	POR	KTM	295.0	294.2	294.2	293.4	293.4	293.9	295.0
40 Darryn BINDER	RSA	YAMAHA	294.2	294.2	293.4	293.4	293.4	293.7	294.2
44 Pol ESPARGARO	SPA	HONDA	294.2	292.6	292.6	292.6	292.6	292.9	294.2
51 Michele PIRRO	ITA	DUCATI	294.2	294.2	294.2	294.2	293.4	293.9	294.2
73 Alex MARQUEZ	SPA	HONDA	294.2	293.4	293.4	292.6	291.8	292.9	294.2
20 Fabio QUARTARARO	FRA	YAMAHA	293.4	292.6	291.8	291.8	291.8	292.1	293.4
21 Franco MORBIDELLI	ITA	YAMAHA	292.6	292.6	291.8	291.8	291.1	291.8	292.6
25 Raul FERNANDEZ	SPA	KTM	292.6	292.6	291.8	291.8	291.8	292.1	292.6
4 Andrea DOVIZIOSO	ITA	YAMAHA	291.8	290.3	290.3	289.5	289.5	290.3	291.8
6 Stefan BRADL	GER	HONDA	291.8	291.8	291.8	291.8	291.1	291.7	291.8
30 Takaaki NAKAGAMI	JPN	HONDA	291.8	291.8	291.8	291.1	291.1	291.4	291.8
92 Kazuki WATANABE	JPN	SUZUKI	290.3	289.5	289.5	288.7	288.7	289.3	290.3
87 Remy GARDNER	AUS	KTM	289.5	289.5	288.7	288.7	288.0	288.6	289.5

These data/results cannot be reproduced, stored and/or transmitted in whole or in part by any manner of electronic, mechanical, photocopying, recording, broadcasting or otherwise now known or herein after developed without the previous express consent by the copyright owner, except for reproduction in daily press and regular printed publications on sale to the public within 60 days of the event related to those data/results and always provided that copyright symbol appears together as follows below.

© DORNA, 2022

Official MotoGP Timing by TISSOT
www.motogp.com



Misano Adriatico, Friday, September 02, 2022

Free Practice Nr. 2

MotoGP

Lap	Lap Time	T1	T2	T3	T4	Speed	Lap	Lap Time	T1	T2	T3	T4	Speed
Run # 2	Front Tyre	Slick-Hard	Rear Tyre	Slick-Medium									
		New Tyre		New Tyre									
5	1'32.387	20.452	23.694	26.605	21.636	288.0	Run # 2	Front Tyre	Slick-Hard	Rear Tyre	Slick-Medium		
6	1'34.913	26.795	21.326	25.661	21.131	292.6			4 Laps at start		New Tyre		
7	1'33.861	26.236	21.008	25.620	20.997	292.6	5	1'27.812	19.618	21.380	25.705	21.109	294.2
8	1'36.555 *	29.083*	20.989	25.525	20.958	292.6	6	1'34.097 *	26.195	20.911	25.846*	21.145	295.0
9	1'32.875	26.054	20.626	25.419	20.776	294.2	7	1'33.318	25.946	20.756	25.656	20.960	295.0
10	1'32.805	26.192	20.603	25.234	20.776	295.8	8	1'32.397	25.928	20.643	25.086	20.740	295.0
11	1'36.050	27.730	21.126	26.264	20.930	292.6	9	1'32.286	25.825	20.573	25.201	20.687	294.2
12	1'32.594	26.101	20.735	25.116	20.642	294.2	10	1'32.209 *	25.726	20.570	25.109	20.804*	294.2
13	1'41.917 P	33.896*	22.839	26.669	18.513	285.7	11	1'32.556	25.801	20.624	25.128	21.003	295.0
Run # 3	Front Tyre	Slick-Hard	Rear Tyre	Slick-Soft									
		9 Laps at start		New Tyre									
14	1'26.152	18.532	21.259	25.510	20.851	293.4	12	1'38.556	25.841	25.028	26.439	21.248	288.7
15	1'35.971 *	26.001	20.871	28.077*	21.022	274.8	13	1'32.111	25.785	20.606	24.974	20.746	296.7
16	1'31.837	25.885	20.456	25.039	20.457	295.0	14	1'31.882	25.654	20.593	25.013	20.622	298.3
17	1'47.777	32.336	21.602	31.942	21.897	288.7	15	1'30.248 P	26.422	21.048	25.754	17.024	293.4

5th 20 Fabio QUARTARARO YAMAHA FRA
Monster Energy Yamaha MotoGP

Runs=2 Total laps=21 Full laps=13

Run #	1	Front Tyre	Slick-Hard	Rear Tyre	Slick-Medium	Speed
		New Tyre		New Tyre		
1	3'23.448 *	20.276	22.418	26.678*	21.931	289.5
2	1'33.706	26.374	21.014	25.399	20.919	291.1
3	1'32.763	26.055	20.777	25.229	20.702	291.1
4	1'32.264	25.815	20.702	25.122	20.625	291.8
5	1'32.454	25.931	20.737	25.179	20.607	291.1
6	1'32.517	26.098	20.693	25.081	20.645	291.1
7	1'35.355 *	25.893	20.762	26.746*	21.954*	291.8
8	1'32.442	25.870	20.725	25.186	20.661	291.1
9	1'32.210	25.865	20.612	25.116	20.617	291.8
10	1'34.186 P	28.206	21.626	27.055	17.299	231.7
Run # 2	Front Tyre	Slick-Hard	Rear Tyre	Slick-Medium		
		10 Laps at start		10 Laps at start		
11	1'34.017 *	23.585	22.124	26.837*	21.471*	285.7
12	1'32.620	25.951	20.788	25.146	20.735	291.1
13	1'32.430	25.790	20.655	25.326	20.659	290.3
14	1'32.390 *	25.833	20.597	25.093	20.867*	291.8
15	1'32.117	25.843	20.596	25.110	20.568	291.1
16	1'32.009	25.755	20.558	25.107	20.589	291.8
17	1'31.878	25.691	20.568	25.080	20.539	291.8
18	1'30.164 P	26.642*	20.981	25.957	16.584	291.8

Run #	3	Front Tyre	Slick-Hard	Rear Tyre	Slick-Soft	Speed
		New Tyre		New Tyre		
19	1'34.418	26.033	21.338	25.738	21.309	291.1
20	1'39.433 *	31.931	21.475	25.262	20.765*	292.6
21	1'31.843	25.732	20.527	25.073	20.511	293.4

6th 12 Maverick VIÑALES APRILIA SPA
Aprilia Racing

Runs=2 Total laps=20 Full laps=12

Run #	1	Front Tyre	Slick-Hard	Rear Tyre	Slick-Hard	Speed
		New Tyre		New Tyre		
1	2'38.984	20.628	21.983	27.577	21.860	292.6
2	1'34.659	26.721	21.117	25.673	21.148	292.6

Run #	3	Front Tyre	Slick-Hard	Rear Tyre	Slick-Soft	Speed
		New Tyre		New Tyre		
16	1'27.357 *	19.043	21.309	26.077*	20.928	295.0
17	1'33.311	26.099	20.846	25.547	20.819	294.2
18	1'32.018	25.729	20.426	25.084	20.779	296.7
19	1'32.385	25.905	20.584	25.201	20.695	295.0
20	1'31.955	25.750	20.416	25.047	20.742	296.7

7th 41 Aleix ESPARGARO APRILIA SPA
Aprilia Racing

Runs=2 Total laps=20 Full laps=12

Run #	1	Front Tyre	Slick-Hard	Rear Tyre	Slick-Medium	Speed
		New Tyre		New Tyre		
1	2'39.474	20.168	23.986	27.492	21.922	291.8
2	1'35.861	26.574	21.118	26.440	21.729	295.8
3	1'33.016	26.084	20.875	25.329	20.728	294.2
4	1'36.106 *	26.790*	21.216	26.717	21.383	284.9
5	1'35.924	26.038	20.681	28.444	20.761	290.3
6	1'33.166	26.214	20.611	25.632	20.709	295.0
7	1'38.138 *	28.023*	21.988	26.610	21.517	287.2
8	1'32.694	25.899	20.723	25.412	20.660	295.0
9	1'32.553	25.836	20.614	25.307	20.796	295.0
10	1'32.177	25.857	20.505	25.274	20.541	294.2
11	1'34.667 P	28.194*	22.152	26.526	17.795	279.7
Run # 2	Front Tyre	Slick-Hard	Rear Tyre	Slick-Medium		
		11 Laps at start		11 Laps at start		
12	1'29.301	20.808	21.664	25.859	20.970	291.8
13	1'32.938	26.186	20.785	25.199	20.768	293.4
14	1'32.303	25.799	20.668	25.141	20.695	295.0
15	1'32.250	25.796	20.669	25.156	20.629	294.2
16	1'33.437 P	28.564	21.166	26.348	17.359	286.4

Run #	3	Front Tyre	Slick-Hard	Rear Tyre	Slick-Soft	Speed
		New Tyre		New Tyre		
17	1'27.617	19.457	21.280	25.717	21.163	295.0
18	1'34.473	25.973	20.666	25.642	22.192	297.5
19	1'37.319 *	25.970	20.474	29.268*	21.607	297.5
20	1'31.929	25.713	20.556	25.021	20.639	296.7

Fastest Lap: Enea BASTIANINI Gresini Racing MotoGP ITA **1'31.517** 25.610 20.449 24.846 20.612

These data/results cannot be reproduced, stored and/or transmitted in whole or in part by any manner of electronic, mechanical, photocopying, recording, broadcasting or otherwise now known or herein after developed without the previous express consent by the copyright owner, except for reproduction in daily press and regular printed publications on sale to the public within 60 days of the event related to those data/results and always provided that copyright symbol appears together as follows below.
© DORNA, 2022



Free Practice Nr. 2

MotoGP

Lap	Lap Time	T1	T2	T3	T4	Speed	Lap	Lap Time	T1	T2	T3	T4	Speed	
8th	89	Jorge MARTIN				DUCATI	SPA	18	1'28.270	19.317	21.487	26.241	21.225	294.2
		Prima Pramac Racing						19	1'33.430 *	25.846	20.613	26.100*	20.871	295.0
		Runs=2		Total laps=19		Full laps=10		20	1'31.948 *	25.798	20.485	25.015*	20.650	294.2
Run #	1	Front Tyre		Slick-Hard		Rear Tyre		Slick-Medium						
		New Tyre		New Tyre										
1	2'32.073	20.317	23.174	27.268	21.913	289.5								
2	1'35.876	26.773	21.244	26.741	21.118	292.6								
3	1'33.662	26.288	20.899	25.571	20.904	293.4								
4	1'44.303 *	28.622*	25.460	29.290	20.931	276.2								
5	1'32.855	26.077	20.787	25.299	20.692	295.8								
6	1'32.873	26.038	20.695	25.352	20.788	292.6								
7	1'35.742 *	28.289*	20.946	25.441	21.066	293.4								
8	1'32.944	26.043	20.703	25.372	20.826	292.6								
9	1'33.259	26.034	20.764	25.535	20.926	292.6								
10	1'33.551 P	27.738	22.351	25.531	17.931	295.8								
Run #	2	Front Tyre		Slick-Hard		Rear Tyre		Slick-Medium						
		10 Laps at start		10 Laps at start										
11	1'35.657	19.020	23.679	31.171	21.787	254.1								
12	1'33.099	26.287	20.716	25.276	20.820	295.0								
13	1'32.923	26.070	20.752	25.345	20.756	292.6								
14	1'32.602	25.949	20.592	25.290	20.771	291.1								
15	1'32.285 P	26.013	22.511	26.913	16.848	289.5								
Run #	3	Front Tyre		Slick-Soft		Rear Tyre		Slick-Soft						
		New Tyre		New Tyre										
16	1'29.429	20.885	21.714	25.747	21.083	292.6								
17	1'34.871 *	25.981	20.573	27.340*	20.977	294.2								
18	1'32.166	25.855	20.476	25.228	20.607	296.7								
19	1'40.994 *	32.049*	21.020	26.140	21.785	293.4								
9th	72	Marco BEZZECCHI				DUCATI	ITA							
		Mooney VR46 Racing Team												
		Runs=2		Total laps=21		Full laps=12								
Run #	1	Front Tyre		Slick-Hard		Rear Tyre		Slick-Medium						
		New Tyre		New Tyre										
1	2'49.091	21.326	22.749	26.422	21.731	293.4								
2	1'34.187	26.544	20.939	25.588	21.116	291.8								
3	1'32.759	25.969	20.785	25.136	20.869	295.0								
4	1'33.703 *	26.228*	20.848	25.476	21.151	292.6								
5	1'32.747	26.000	20.558	25.363	20.826	296.7								
6	1'32.481	26.055	20.636	24.972	20.818	295.8								
7	1'33.073	26.275	20.683	25.206	20.909	293.4								
8	1'32.767	26.098	20.670	25.117	20.882	294.2								
9	1'38.516 P	31.802*	21.138	27.379	18.197	228.8								
Run #	2	Front Tyre		Slick-Hard		Rear Tyre		Slick-Medium						
		9 Laps at start		9 Laps at start										
10	1'29.358 *	20.196	21.661	25.710	21.791*	291.1								
11	1'33.399	26.587	20.733	25.157	20.922	292.6								
12	1'32.396	25.898	20.685	24.971	20.842	291.8								
13	1'32.491	25.917	20.695	25.070	20.809	293.4								
14	1'45.652 *	30.194*	20.912	25.919*	28.627*	291.8								
15	1'32.944	26.154	20.733	25.110	20.947	293.4								
16	1'32.698	25.909	20.784	25.239	20.766	297.5								
17	1'35.284 P	30.876*	21.388	26.180	16.840	291.8								
Run #	3	Front Tyre		Slick-Hard		Rear Tyre		Slick-Soft						
		New Tyre		New Tyre										
10th	21	Franco MORBIDELLI				YAMAHA	ITA							
		Monster Energy Yamaha MotoGP												
		Runs=3		Total laps=19		Full laps=10								
Run #	1	Front Tyre		Slick-Hard		Rear Tyre		Slick-Medium						
		New Tyre		New Tyre										
1	3'23.634	20.282	22.380	26.612	21.941	288.7								
2	1'33.938	26.419	21.090	25.513	20.916	292.6								
3	1'33.368	26.062	20.866	25.619	20.821	292.6								
4	1'33.405	26.084	21.086	25.478	20.757	291.1								
5	1'34.051	26.225	20.893	25.566	21.367	290.3								
6	1'33.213	26.185	20.816	25.338	20.874	290.3								
7	1'33.465 *	26.013	20.773	25.636*	21.043*	290.3								
8	1'33.141	25.972	20.701	25.681	20.787	291.1								
9	1'33.113	26.118	20.785	25.366	20.844	288.7								
10	1'32.965 *	25.871	20.776	25.407*	20.911	290.3								
11	1'47.272 P	31.913*	27.890	29.318	18.151	254.7								
Run #	2	Front Tyre		Slick-Hard		Rear Tyre		Slick-Medium						
		11 Laps at start		11 Laps at start										
12	1'30.508	21.839	21.669	25.727	21.273	288.7								
13	1'33.147	26.015	20.942	25.362	20.828	291.8								
14	1'35.552 *	27.171*	21.958	25.570	20.853	288.7								
15	1'34.519 P	29.317	22.095	25.777*	17.330	288.0								
Run #	3	Front Tyre		Slick-Hard		Rear Tyre		Slick-Soft						
		New Tyre		New Tyre										
16	1'35.101 *	26.705	21.374	26.017*	21.005	286.4								
17	1'32.745	25.836	20.769	25.351	20.789	291.8								
18	1'32.242	25.755	20.525	25.251	20.711	290.3								
		PIT		37.093		57.334		59.219		31.691		232.2		
11th	44	Poi ESPARGARO				HONDA	SPA							
		Repsol Honda Team												
		Runs=2		Total laps=19		Full laps=10								
Run #	1	Front Tyre		Slick-Hard		Rear Tyre		Slick-Medium						
		New Tyre		New Tyre										
1	2'12.153	18.943	22.376	27.264	22.062	285.7								
2	1'41.938 *	30.016*	24.087	26.414	21.421	291.1								
3	1'34.341	26.433	21.042	25.777	21.089	291.1								
4	1'36.524 *	26.093	20.938	28.403	21.090*	286.4								
5	1'32.962	26.020	20.876	25.299	20.767	292.6								
6	1'32.888	25.949	20.784	25.338	20.817	292.6								
7	1'40.853 *	29.349*	23.318	27.033	21.153	290.3								
8	1'30.083 P	25.922	20.802	26.226*	17.133	290.3								
Run #	2	Front Tyre		Slick-Hard		Rear Tyre		Slick-Medium						
		8 Laps at start		8 Laps at start										
9	1'28.355	18.656	21.833	26.339	21.527	289.5								
10	1'33.688	26.183	20.949	25.610	20.946	291.1								
11	1'33.161	25.938	20.991	25.373	20.859	291.8								
12	1'37.230	26.003	23.841	25.997	21.389	290.3								
13	1'32.780	25.848	20.828	25.302	20.802	291.8								
14	1'32.693	25.887	20.771	25.237	20.798	291.8								
15	1'39.879 P	30.283*	23.490	27.805*	18.301	283.4								

Fastest Lap:	Enea BASTIANINI	Gresini Racing MotoG	ITA	1'31.517	25.610	20.449	24.846	20.612
---------------------	-----------------	----------------------	-----	----------	--------	--------	--------	--------

These data/results cannot be reproduced, stored and/or transmitted in whole or in part by any manner of electronic, mechanical, photocopying, recording, broadcasting or otherwise now known or herein after developed without the previous express consent by the copyright owner, except for reproduction in daily press and regular printed publications on sale to the public within 60 days of the event related to those data/results and always provided that copyright symbol appears together as follows below.
© DORNA, 2022



Free Practice Nr. 2

MotoGP

Lap	Lap Time	T1	T2	T3	T4	Speed	Lap	Lap Time	T1	T2	T3	T4	Speed	
Run # 3	Front Tyre Slick-Medium	Rear Tyre Slick-Soft												
		New Tyre		New Tyre										
16	1'29.438	19.395	21.802	26.531	21.710	292.6	15	1'37.191	P	31.056*	21.026	25.756	19.353	291.1
17	1'38.060	* 29.281*	21.383	26.319*	21.077	292.6	Run # 3	Front Tyre Slick-Hard	Rear Tyre Slick-Soft					
18	1'32.301	25.937	20.623	25.161	20.580	294.2			New Tyre		New Tyre			
19	1'32.429	25.849	20.617	25.221	20.742	292.6	16	1'33.263	*	19.697	21.301	29.150*	23.115	294.2

12th 88 Miguel OLIVEIRA KTM POR
Red Bull KTM Factory Racing

Runs=3 Total laps=18 Full laps=10

Run #	1	Front Tyre	Slick-Hard	Rear Tyre	Slick-Medium	Speed
		New Tyre		New Tyre		
1	2'18.240	21.902	22.940	26.650	21.861	291.8
2	1'34.633	26.512	21.232	25.745	21.144	294.2
3	1'33.237	26.125	21.020	25.435	20.657	295.0
4	1'32.944	26.066	20.812	25.366	20.700	292.6
5	1'32.801	25.966	20.782	25.385	20.668	291.8
6	1'32.771	25.891	20.647	25.533	20.700	292.6
7	1'32.395	25.929	20.637	25.250	20.579	292.6
8	1'32.756	* 25.968	20.683	25.462*	20.643*	292.6
9	1'34.013	P 28.313*	21.974	26.851	16.875	283.4
Run #	2	Front Tyre	Slick-Hard	Rear Tyre	Slick-Medium	Speed
		9 Laps at start		9 Laps at start		
10	1'31.149	21.911	21.848	26.099	21.291	290.3
11	1'43.632	* 33.541*	23.239	25.817*	21.035	294.2
12	1'33.241	26.139	20.701	25.621	20.780	293.4
13	1'32.482	25.897	20.560	25.357	20.668	293.4
14	1'32.330	25.819	20.621	25.306	20.584	292.6
15	1'32.413	25.884	20.543	25.256	20.730	293.4
16	1'36.723	P 30.082*	22.219	26.758	17.664	288.0
Run #	3	Front Tyre	Slick-Hard	Rear Tyre	Slick-Soft	Speed
		New Tyre		New Tyre		
17	1'27.470	19.314	21.574	25.680	20.902	293.4
		PIT	25.973	20.556		

13th 33 Brad BINDER KTM RSA
Red Bull KTM Factory Racing

Runs=2 Total laps=19 Full laps=9

Run #	1	Front Tyre	Slick-Hard	Rear Tyre	Slick-Medium	Speed
		New Tyre		New Tyre		
1	2'24.542	22.716	22.408	27.091	21.899	291.1
2	1'35.350	* 26.758	21.267	26.055*	21.270	294.2
3	1'42.604	26.187	21.012	34.448	20.957	255.9
4	1'47.950	* 27.508*	27.777	31.789	20.876*	252.9
5	1'33.402	25.948	20.741	25.879	20.834	295.0
6	1'33.003	25.985	20.860	25.266	20.892	292.6
7	1'33.284	26.042	20.863	25.535	20.844	294.2
8	1'32.526	P 28.272*	20.918	25.531	17.805	292.6
Run #	2	Front Tyre	Slick-Hard	Rear Tyre	Slick-Medium	Speed
		8 Laps at start		8 Laps at start		
9	1'33.728	24.240	22.190	26.186	21.112	288.0
10	1'40.641	* 30.768	21.334	25.802	22.737*	291.1
11	1'33.276	26.094	20.856	25.420	20.906	291.1
12	1'33.144	26.146	20.783	25.427	20.788	291.1
13	1'35.119	* 26.082	20.838	27.098*	21.101	291.8
14	1'32.767	26.034	20.746	25.179	20.808	291.8

14th 42 Alex RINS SUZUKI SPA
Team SUZUKI ECSTAR

Runs=3 Total laps=17 Full laps=7

Run #	1	Front Tyre	Slick-Medium	Rear Tyre	Slick-Medium	Speed
		New Tyre		New Tyre		
1	2'24.100	20.828	22.563	26.991	22.073	287.2
2	1'35.086	* 26.642	21.395	25.904*	21.145	292.6
3	1'34.135	26.313	21.304	25.612	20.906	293.4
4	1'33.153	* 26.236*	20.785	25.319	20.813	294.2
5	1'32.729	25.988	20.737	25.230	20.774	295.0
6	1'37.143	* 28.657*	21.760	25.684	21.042	291.1
7	1'32.904	25.984	20.746	25.415	20.759	292.6
8	1'34.799	P 29.278*	21.260	26.268*	17.993	290.3
Run #	2	Front Tyre	Slick-Hard	Rear Tyre	Slick-Medium	Speed
		New Tyre		8 Laps at start		
9	1'28.729	19.223	21.928	26.270	21.308	288.0
10	12'05.721	P 26.192	20.963	25.557	10'53.009	289.5
Run #	3	Front Tyre	Slick-Soft	Rear Tyre	Slick-Medium	Speed
		22 Laps at start		22 Laps at start		
11	1'30.931	20.209	22.066	26.857	21.799	288.0
12	1'34.773	26.785	21.196	25.740	21.052	292.6
13	1'33.566	26.220	20.829	25.511	21.006	293.4
14	1'30.908	P 26.741	21.309	26.068	16.790	291.8
Run #	4	Front Tyre	Slick-Soft	Rear Tyre	Slick-Soft	Speed
		New Tyre		New Tyre		
15	1'29.242	* 19.899	21.719	26.502*	21.122	288.7
16	1'33.846	26.114	20.751	25.391	21.590	293.4
17	1'32.365	25.925	20.582	25.123	20.735	292.6

15th 73 Alex MARQUEZ HONDA SPA
LCR Honda CASTROL

Runs=2 Total laps=21 Full laps=12

Run #	1	Front Tyre	Slick-Hard	Rear Tyre	Slick-Medium	Speed
		New Tyre		New Tyre		
1	2'04.100	20.019	22.439	26.804	21.928	283.4
2	1'34.654	26.461	21.205	25.827	21.161	290.3
3	1'33.356	26.164	20.909	25.367	20.916	291.1
4	1'33.187	25.963	20.963	25.397	20.864	290.3
5	1'32.821	26.016	20.747	25.282	20.776	291.1
6	1'32.921	25.946	20.871	25.284	20.820	289.5
7	1'32.730	* 25.874	20.815	25.264	20.777*	292.6
8	1'32.885	* 25.873	20.786	25.407	20.819*	293.4
9	1'33.054	P 27.952*	21.684	26.608	16.810	284.9
Run #	2	Front Tyre	Slick-Hard	Rear Tyre	Slick-Medium	Speed
		9 Laps at start		9 Laps at start		
10	1'28.659	19.116	21.904	26.219	21.420	289.5
11	1'33.873	* 26.314	20.941	25.677	20.941*	284.2
12	1'32.958	26.063	20.786	25.332	20.777	290.3

Fastest Lap: Enea BASTIANINI Gresini Racing MotoG ITA **1'31.517** 25.610 20.449 24.846 20.612

These data/results cannot be reproduced, stored and/or transmitted in whole or in part by any manner of electronic, mechanical, photocopying, recording, broadcasting or otherwise now known or herein after developed without the previous express consent by the copyright owner, except for reproduction in daily press and regular printed publications on sale to the public within 60 days of the event related to those data/results and always provided that copyright symbol appears together as follows below.
© DORNA, 2022

Official MotoGP Timing by TISSOT
www.motogp.com



Free Practice Nr. 2

MotoGP

Lap	Lap Time	T1	T2	T3	T4	Speed	Lap	Lap Time	T1	T2	T3	T4	Speed
13	1'32.823	25.912	20.729	25.332	20.850	291.1	Run # 2	Front Tyre	Slick-Hard	Rear Tyre	Slick-Medium		
14	1'32.830	<u>25.847</u>	20.834	25.303	20.846	291.1		New Tyre			7 Laps at start		
15	1'36.907	28.910	21.215	25.576	21.206	291.8	8	1'30.897 *	20.649	21.846	26.458	21.944*	286.4
16	1'32.781	25.973	20.792	25.236	20.780	291.8	9	1'34.119 *	26.344	20.985	25.653	21.137*	290.3
17	1'33.070 P	28.279*	22.161	26.582	16.048	279.0	10	1'33.757	26.391	20.925	25.501	20.940	291.1
Run # 3	Front Tyre	Slick-Hard	Rear Tyre	Slick-Soft			11	1'33.179	26.050	20.821	25.434	20.874	291.1
		New Tyre		New Tyre			12	1'33.085	26.019	20.728	25.498	20.840	290.3
18	1'29.834	19.959	21.554	26.761	21.560	288.7	13	1'34.869 P	28.005*	21.960	26.860	18.044	288.0
19	1'39.799	27.965	21.403	29.268	21.163	204.5	Run # 3	Front Tyre	Slick-Hard	Rear Tyre	Slick-Soft		
20	1'32.497 *	25.956	20.689	25.144	20.708*	<u>294.2</u>		New Tyre			New Tyre		
21	1'32.418	25.847	<u>20.626</u>	<u>25.140</u>	20.805	293.4	14	1'29.848	19.877	21.769	26.522	21.680	292.6

16th 30 **Takaaki NAKAGAMI** HONDA JPN
LCR Honda IDEMITSU
Runs=2 Total laps=21 Full laps=12

Run #	1	Front Tyre	Slick-Medium	Rear Tyre	Slick-Medium	Speed
			New Tyre		New Tyre	
1	2'18.532	20.809	24.154	27.104	22.506	287.2
2	1'37.216	27.998	21.713	26.149	21.356	289.5
3	1'34.039	26.423	21.125	25.478	21.013	<u>291.8</u>
4	1'34.196 *	26.496*	21.172	25.620	20.908	290.3
5	1'33.112	26.021	20.848	25.400	20.843	291.1
6	1'40.167 *	28.873*	24.059	25.850	21.385	290.3
7	1'33.210 *	26.075	20.945	25.361	20.829*	290.3
8	1'34.277 P	28.617*	21.495	26.400*	17.765	288.0
Run # 2	Front Tyre	Slick-Hard	Rear Tyre	Slick-Medium		
		New Tyre		8 Laps at start		
9	1'34.372	21.332	24.430	26.727	21.883	287.2
10	1'36.655	28.632	21.363	25.576	21.084	290.3
11	1'37.964	27.419	22.648	26.856	21.041	269.3
12	1'32.856	26.081	20.803	25.230	20.742	291.1
13	1'32.888	26.018	20.809	25.272	20.789	291.1
14	1'32.837	25.951	20.831	25.305	20.750	290.3
15	1'33.279 P	27.921*	22.056	26.339	16.963	282.7
Run # 3	Front Tyre	Slick-Hard	Rear Tyre	Slick-Soft		
				New Tyre		
16	1'30.857	20.901	22.507	26.140	21.309	287.2
17	1'33.377	26.437	20.818	25.321	20.801	288.7
18	1'45.514	<u>25.917</u>	22.645	25.803	31.149	291.8
19	1'34.311 *	26.636	20.903	25.928*	20.844*	290.3
20	1'32.605	25.961	20.724	<u>25.199</u>	<u>20.721</u>	291.8
21	1'32.566	25.990	<u>20.588</u>	25.261	20.727	291.1

17th 49 **Fabio DI GIANNANTONI** DUCATI ITA
Gresini Racing MotoGP
Runs=2 Total laps=17 Full laps=9

Run #	1	Front Tyre	Slick-Medium	Rear Tyre	Slick-Medium	Speed
			11 Laps at start		New Tyre	
1	2'49.389	21.249	22.757	26.511	21.678	291.8
2	1'34.262	26.480	21.155	25.454	21.173	295.0
3	1'33.781	26.208	20.941	25.613	21.019	294.2
4	1'33.670 *	26.342*	20.802	25.518	21.008*	292.6
5	1'33.605	26.187	20.721	25.584	21.113	<u>296.7</u>
6	1'33.260	26.152	20.803	25.426	20.879	293.4
7	1'42.515 P	31.494*	24.306	27.448	19.267	288.0

18th 51 **Michele PIRRO** DUCATI ITA
Aruba.it Racing
Runs=2 Total laps=19 Full laps=9

Run #	1	Front Tyre	Slick-Hard	Rear Tyre	Slick-Soft	Speed
			New Tyre		7 Laps at start	
1	2'44.526	20.928	23.709	26.371	21.490	283.4
2	1'34.103	26.794	21.007	25.409	20.893	293.4
3	1'40.673	27.353	21.234	30.981	21.105	233.2
4	1'33.823 *	26.417*	20.978	25.628	20.800*	292.6
5	1'33.520	26.332	20.705	25.697	20.786	<u>294.2</u>
6	1'33.213 *	26.349	20.836	25.266	20.762*	294.2
7	1'33.266	26.523	20.739	25.326	<u>20.678</u>	294.2
8	1'38.958 P	30.554*	22.024	27.296	19.084	270.0
Run # 2	Front Tyre	Slick-Hard	Rear Tyre	Slick-Soft		
				8 Laps at start	15 Laps at start	
9	1'32.737 *	22.823	21.948	26.329	21.637*	285.7
10	1'35.611 *	27.334	21.059	26.006	21.212*	286.4
11	1'33.495	26.338	20.755	25.424	20.978	291.8
12	1'33.590	26.306	20.722	25.738	20.824	291.1
13	1'33.202 *	26.156	20.874	25.310	20.862*	292.6
14	1'35.780 P	27.530	22.993	27.184	18.073	270.0
Run # 3	Front Tyre	Slick-Hard	Rear Tyre	Slick-Soft		
				14 Laps at start	New Tyre	
15	1'29.016	20.521	21.471	25.699	21.325	291.1
16	1'32.673	<u>26.052</u>	<u>20.655</u>	25.218	20.748	292.6
17	1'34.200 *	26.165	21.101	25.909*	21.025	293.4
18	1'38.674	26.249	23.392	28.180	20.853	262.1
19	1'32.983	26.128	20.919	<u>25.213</u>	20.723	294.2

19th 10 **Luca MARINI** DUCATI ITA
Mooney VR46 Racing Team
Runs=2 Total laps=19 Full laps=11

Run #	1	Front Tyre	Slick-Hard	Rear Tyre	Slick-Medium	Speed
			New Tyre		New Tyre	
1	2'39.647	20.233	23.118	27.392	22.871	283.4
2	1'35.906 *	26.821	21.157	26.200*	21.728	294.2
3	1'33.258	26.192	20.957	25.233	20.876	<u>298.3</u>
4	1'36.280 *	26.650*	21.091	27.473	21.066	278.3
5	1'32.904	26.171	20.850	<u>25.118</u>	20.765	294.2
6	1'44.405	30.826	25.732	26.589	21.258	291.8
7	1'34.128	26.120	20.818	26.202	20.988	293.4

Fastest Lap: Enea BASTIANINI Gresini Racing MotoGP ITA **1'31.517** 25.610 20.449 24.846 20.612

These data/results cannot be reproduced, stored and/or transmitted in whole or in part by any manner of electronic, mechanical, photocopying, recording, broadcasting or otherwise now known or herein after developed without the previous express consent by the copyright owner, except for reproduction in daily press and regular printed publications on sale to the public within 60 days of the event related to those data/results and always provided that copyright symbol appears together as follows below.
© DORNA, 2022



Free Practice Nr. 2

MotoGP

Lap	Lap Time	T1	T2	T3	T4	Speed	Lap	Lap Time	T1	T2	T3	T4	Speed
8	1'32.749	25.932	20.762	25.231	20.824	295.0	3	1'34.307	26.517	21.085	25.675	21.030	291.8
9	1'36.904 P	30.726*	22.045	27.068	17.065	284.9	4	1'34.075	26.363	20.897	25.722	21.093	290.3
Run # 2	Front Tyre	Slick-Hard		Rear Tyre	Slick-Medium		Run # 5	1'33.502	26.375	20.795	25.487	20.845	290.3
		9 Laps at start			9 Laps at start		Run # 6	1'33.711	26.346	20.910	25.466	20.989	290.3
10	1'38.796	20.596	26.906	29.604	21.690	253.5	7	1'34.017	26.271	20.888	25.889	20.969	291.8
11	1'35.302	26.602	21.058	25.771	21.871	290.3	8	1'41.208 P	30.465*	24.281	28.811*	17.651	278.3
12	1'34.883	26.516	21.030	26.344	20.993	281.9	Run # 2	Front Tyre	Slick-Hard		Rear Tyre	Slick-Medium	
13	1'33.165	26.015	20.859	25.275	21.016	292.6			8 Laps at start			8 Laps at start	
14	1'42.818	31.922	22.978	26.432	21.486	293.4	9	1'32.968	21.024	23.320	26.457	22.167	288.0
15	1'33.696	26.187	20.949	25.509	21.051	292.6	10	1'36.174 *	28.691	20.952	25.520	21.011*	290.3
16	1'28.430 P	26.039	20.854	25.291	16.246	292.6	11	1'33.061	26.123	20.776	25.346	20.816	291.8
Run # 3	Front Tyre	Slick-Hard		Rear Tyre	Slick-Soft		12	1'32.978	26.060	20.769	25.317	20.832	291.8
		New Tyre			New Tyre		13	1'33.862	26.084	20.757	25.936	21.085	291.1
17	1'38.749 *	30.603	21.454	25.618*	21.074	292.6	14	1'33.138	26.136	20.797	25.370	20.835	290.3
18	1'39.752	25.892	23.067	30.006	20.787	266.6	15	1'36.231 P	30.148*	22.728	26.326	17.029	288.7
19	1'32.094 *	25.888	20.574	25.051*	20.581	295.0	Run # 3	Front Tyre	Slick-Medium		Rear Tyre	Slick-Soft	
									New Tyre			New Tyre	

20th 4 **Andrea DOVIZIOSO** YAMAHA ITA
WithU Yamaha RNF MotoGP Team

Runs=2 Total laps=22 Full laps=10

Run #	1	Front Tyre	Slick-Hard	Rear Tyre	Slick-Medium	Speed
			New Tyre		New Tyre	
1	2'28.418	20.402	23.923	27.248	22.239	286.4
2	1'36.611 *	27.165	21.740	26.249	21.457*	287.2
3	1'34.857 *	26.628	21.298	25.821	21.110*	288.7
4	1'34.179 *	26.568*	21.056	25.485	21.070	289.5
5	1'33.282	25.994	20.892	25.377	21.019	288.0
6	1'37.809	25.992	24.025	26.678	21.114	283.4
7	1'32.928	25.971	20.873	25.240	20.844	290.3
8	1'34.503 P	26.097	21.056	28.423*	18.927	278.3
Run # 2	Front Tyre	Slick-Hard		Rear Tyre	Slick-Medium	
		8 Laps at start			8 Laps at start	
9	1'30.510	19.839	22.421	26.627	21.623	282.7
10	1'35.562 *	26.588	21.313	25.884	21.777*	287.2
11	1'33.782 *	26.199	21.080	25.468	21.035*	288.7
12	1'33.653	26.179	20.974	25.438	21.062	289.5
13	1'32.953	25.998	20.820	25.231	20.904	290.3
14	1'39.384	28.206	24.354	25.829	20.995	288.7
15	1'33.072	26.026	20.919	25.244	20.883	288.7
16	1'32.894	25.945	20.848	25.300	20.801	288.7
17	1'36.793 P	29.976	22.098	27.282	17.437	278.3
Run # 3	Front Tyre	Slick-Medium		Rear Tyre	Slick-Soft	
		New Tyre			New Tyre	
18	1'29.566	19.240	22.090	26.557	21.679	284.9
19	1'34.361	26.640	21.134	25.588	20.999	288.7
20	1'38.550 *	27.989	21.610	26.422*	22.529	287.2
21	1'32.896	26.017	20.759	25.361	20.759	291.8
22	1'46.847 *	35.512*	22.146	26.939*	22.250*	282.7

21st 6 **Stefan BRADL** HONDA GER
Repsol Honda Team

Runs=2 Total laps=19 Full laps=12

Run #	1	Front Tyre	Slick-Hard	Rear Tyre	Slick-Medium	Speed
			New Tyre		New Tyre	
1	2'13.584	19.748	22.528	27.057	22.030	287.2
2	1'40.965	27.167	21.272	26.096	26.430	289.5

22nd 25 **Raul FERNANDEZ** KTM SPA
Tech3 KTM Factory Racing

Runs=2 Total laps=19 Full laps=12

Run #	1	Front Tyre	Slick-Hard	Rear Tyre	Slick-Medium	Speed
			New Tyre		21 Laps at start	
1	2'18.795	21.367	22.715	26.929	21.721	289.5
2	1'37.499	28.461	21.474	26.194	21.370	291.8
3	1'34.380	26.540	21.197	25.550	21.093	292.6
4	1'37.161 *	28.055*	22.148	25.774	21.184	292.6
5	1'34.402 *	26.637	20.882	25.277	21.606*	291.8
6	1'41.787 P	29.920*	25.647	27.113	19.107	284.9
Run # 2	Front Tyre	Slick-Hard		Rear Tyre	Slick-Medium	
		6 Laps at start			27 Laps at start	
7	1'34.403	22.342	22.172	26.614	23.275	287.2
8	1'34.406	26.493	21.092	25.494	21.327	288.7
9	1'33.981	26.312	21.054	25.400	21.215	289.5
10	1'33.930	26.268	20.971	25.523	21.168	291.8
11	1'33.559	26.281	20.894	25.428	20.956	291.1
12	1'46.155 P	33.535*	25.089	27.722	19.809	286.4
Run # 3	Front Tyre	Slick-Hard		Rear Tyre	Slick-Soft	
		New Tyre			New Tyre	
13	1'33.233	22.343	22.537	26.772	21.581	288.0
14	1'34.951	26.654	21.184	25.868	21.245	290.3
15	1'33.536	26.533	20.732	25.359	20.912	291.1
16	1'34.515	26.404	20.918	25.629	21.564	291.1
17	1'42.596	26.257	20.714	34.633	20.992	208.0
18	1'33.200	26.118	20.754	25.421	20.907	291.1
19	1'37.141	26.590	21.327	26.978	22.246	289.5

Fastest Lap: Enea BASTIANINI Gresini Racing MotoGP ITA **1'31.517** 25.610 20.449 24.846 20.612

These data/results cannot be reproduced, stored and/or transmitted in whole or in part by any manner of electronic, mechanical, photocopying, recording, broadcasting or otherwise now known or herein after developed without the previous express consent by the copyright owner, except for reproduction in daily press and regular printed publications on sale to the public within 60 days of the event related to those data/results and always provided that copyright symbol appears together as follows below.
© DORNA, 2022

Official MotoGP Timing by TISSOT
www.motogp.com



Free Practice Nr. 2

MotoGP

Lap	Lap Time	T1	T2	T3	T4	Speed	Lap	Lap Time	T1	T2	T3	T4	Speed				
23rd	87	Remy GARDNER					KTM	AUS	25th	92	Kazuki WATANABE					SUZUKI	JPN
Tech3 KTM Factory Racing							Team SUZUKI ECSTAR										
Runs=2 Total laps=17 Full laps=8							Runs=1 Total laps=23 Full laps=16										
Run #	1	Front Tyre	Slick-Hard	Rear Tyre	Slick-Medium	Speed	Run #	1	Front Tyre	Slick-Medium	Rear Tyre	Slick-Medium	Speed				
			New Tyre							New Tyre							
1	4'46.246	27.523	25.795	28.496	23.063	279.0	1	3'02.505	21.811	24.275	28.671	22.772	279.0				
2	1'37.586	27.175	22.199	26.531	21.681	288.0	2	1'40.306 *	28.300	22.552	27.408	22.046*	287.2				
3	1'35.818 *	26.957	21.413	26.170	21.278*	286.4	3	1'40.122	27.926	22.386	27.507	22.303	287.2				
4	1'34.865	26.348	21.087	25.788	21.642	286.4	4	1'37.937	27.668	21.865	26.643	21.761	288.7				
5	1'34.222	26.521	21.079	25.593	21.029	289.5	5	1'37.757	27.475	21.879	26.693	21.710	288.0				
6	1'34.064 *	26.177	20.919	25.647*	21.321*	288.7	6	1'37.604 *	27.329	21.785	26.803	21.687*	287.2				
7	1'33.628	26.311	20.765	25.549	21.003	288.0	7	1'37.190 *	27.235	21.656	26.703*	21.596*	288.0				
8	1'44.594 P	33.396*	24.149	28.285	18.764	269.3	8	1'36.804	27.042	21.690	26.486	21.586	289.5				
Runs=2 Total laps=17 Full laps=8							Runs=1 Total laps=23 Full laps=16										
Run #	2	Front Tyre	Slick-Hard	Rear Tyre	Slick-Medium	Speed	Run #	2	Front Tyre	Slick-Medium	Rear Tyre	Slick-Soft	Speed				
			8 Laps at start							New Tyre							
9	1'42.555	26.055	22.545	27.445	26.510	280.5	9	1'36.997	27.056	21.666	26.692	21.583	289.5				
10	1'36.810 *	27.596*	21.658	26.128	21.428	288.0	10	1'36.628	27.015	21.612	26.482	21.519	287.2				
11	1'34.226	26.227	21.081	25.725	21.193	286.4	11	1'36.559 P	26.829	21.575	28.016*	20.139	286.4				
12	1'34.128 *	26.202	21.048	25.732	21.146*	287.2	Runs=2 Total laps=19 Full laps=8										
13	1'37.634 P	26.150	21.085	25.794	24.605	284.2	Run #	3	Front Tyre	Slick-Hard	Rear Tyre	Slick-Soft	Speed				
			New Tyre							New Tyre							
14	1'46.772 *	30.242	22.955	27.637	25.938*	280.5	14	1'46.772 *	30.242	22.955	27.637	25.938*	280.5				
15	1'39.724	27.737	21.303	27.060	23.624	286.4	15	1'39.724	27.737	21.303	27.060	23.624	286.4				
16	1'37.566	26.303	20.821	26.468	23.974	289.5	16	1'37.566	26.303	20.821	26.468	23.974	289.5				
17	1'33.559	26.130	20.809	25.570	21.050	288.7	17	1'33.559	26.130	20.809	25.570	21.050	288.7				
Runs=2 Total laps=19 Full laps=8							Runs=1 Total laps=23 Full laps=16										
Run #	2	Front Tyre	Slick-Hard	Rear Tyre	Slick-Medium	Speed	Run #	2	Front Tyre	Slick-Medium	Rear Tyre	Slick-Soft	Speed				
			8 Laps at start							New Tyre							
9	1'36.104 *	24.110	22.721	27.138	22.135*	285.7	9	1'36.104 *	24.110	22.721	27.138	22.135*	285.7				
10	1'35.801 *	26.629	21.402	26.665*	21.105	280.5	10	1'35.801 *	26.629	21.402	26.665*	21.105	280.5				
11	1'33.781	26.130	21.065	25.544	21.042	293.4	11	1'33.781	26.130	21.065	25.544	21.042	293.4				
12	1'38.342	28.946	21.866	26.190	21.340	290.3	12	1'38.342	28.946	21.866	26.190	21.340	290.3				
13	1'33.972	26.129	21.040	25.681	21.122	288.7	13	1'33.972	26.129	21.040	25.681	21.122	288.7				
14	1'38.127 *	28.464	21.861	26.552*	21.250	293.4	14	1'38.127 *	28.464	21.861	26.552*	21.250	293.4				
15	1'33.952 P	26.976	21.282	25.874	19.820	294.2	15	1'33.952 P	26.976	21.282	25.874	19.820	294.2				
Run #	3	Front Tyre	Slick-Hard	Rear Tyre	Slick-Soft	Speed	Run #	3	Front Tyre	Slick-Hard	Rear Tyre	Slick-Soft	Speed				
			New Tyre							New Tyre							
16	1'30.778	20.844	22.122	26.210	21.602	288.7	16	1'30.778	20.844	22.122	26.210	21.602	288.7				
17	1'34.278	26.549	21.178	25.632	20.919	293.4	17	1'34.278	26.549	21.178	25.632	20.919	293.4				
18	1'45.118 *	26.215	27.579	27.073*	24.251*	294.2	18	1'45.118 *	26.215	27.579	27.073*	24.251*	294.2				
19	1'33.608	26.233	20.863	25.620	20.892	291.8	19	1'33.608	26.233	20.863	25.620	20.892	291.8				

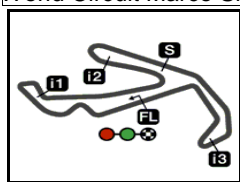
Fastest Lap: Enea BASTIANINI Gresini Racing MotoG ITA **1'31.517** 25.610 20.449 24.846 20.612

These data/results cannot be reproduced, stored and/or transmitted in whole or in part by any manner of electronic, mechanical, photocopying, recording, broadcasting or otherwise now known or herein after developed without the previous express consent by the copyright owner, except for reproduction in daily press and regular printed publications on sale to the public within 60 days of the event related to those data/results and always provided that copyright symbol appears together as follows below.
© DORNA, 2022

Official MotoGP Timing by TISSOT
www.motogp.com



Misano Adriatico, Friday, September 02, 2022 Page 7 of 7



4226 m.

GP GRYPYN DI SAN MARINO E DELLA RIVIERA DI RIMINI

Free Practice Nr. 2

Best Partial Times

MotoGP™

IT Ideal Lap Time, sum of the best partial times


BT Best Lap Time

T1		T2		T3		T4							
Pos	Rider	Time	Rider	Time	Rider	Time	Rider	Time	Pos	Rider	IT	BT	
1	E.BASTIANINI	25.610	F.BAGNAIA	20.397	F.BAGNAIA	24.840	J.MILLER	20.393	1	E.BASTIANINI	1'31.517	1'31.517	(1)
2	F.BAGNAIA	25.641	J.MILLER	20.414	E.BASTIANINI	24.846	J.ZARCO	20.457	2	F.BAGNAIA	1'31.531	1'31.631	(2)
3	M.VIÑALES	25.654	M.VIÑALES	20.416	M.BEZZECCHI	24.971	F.QUARTARARO	20.511	3	J.MILLER	1'31.651	1'31.702	(3)
4	F.QUARTARARO	25.691	E.BASTIANINI	20.449	M.VIÑALES	24.974	A.ESPARGARO	20.541	4	M.VIÑALES	1'31.666	1'31.882	(6)
5	A.ESPARGARO	25.713	M.BEZZECCHI	20.449	A.ESPARGARO	25.021	M.OLIVEIRA	20.579	5	A.ESPARGAR	1'31.749	1'31.929	(7)
6	J.MILLER	25.747	J.ZARCO	20.456	J.ZARCO	25.039	P.ESPARGARO	20.580	6	F.QUARTARAR	1'31.802	1'31.843	(5)
7	F.MORBIDELLI	25.755	A.ESPARGARO	20.474	F.QUARTARARO	25.073	L.MARINI	20.581	7	J.ZARCO	1'31.837	1'31.837	(4)
8	M.BEZZECCHI	25.798	J.MARTIN	20.476	J.MILLER	25.097	J.MARTIN	20.607	8	M.BEZZECCHI	1'31.868	1'32.191	(9)
9	M.OLIVEIRA	25.819	F.MORBIDELLI	20.525	B.BINDER	25.106	E.BASTIANINI	20.612	9	L.MARINI	1'32.161	1'32.749	(19)
10	A.MARQUEZ	25.847	F.QUARTARARO	20.527	L.MARINI	25.118	M.VIÑALES	20.622	10	J.MARTIN	1'32.166	1'32.166	(8)
11	P.ESPARGARO	25.848	B.BINDER	20.528	A.RINS	25.123	M.BEZZECCHI	20.650	11	B.BINDER	1'32.180	1'32.358	(13)
12	J.MARTIN	25.855	M.OLIVEIRA	20.543	A.MARQUEZ	25.140	F.BAGNAIA	20.653	12	M.OLIVEIRA	1'32.191	1'32.330	(12)
13	B.BINDER	25.860	L.MARINI	20.574	P.ESPARGARO	25.161	M.PIRRO	20.678	13	P.ESPARGAR	1'32.206	1'32.301	(11)
14	J.ZARCO	25.885	A.RINS	20.582	T.NAKAGAMI	25.199	B.BINDER	20.686	14	F.MORBIDELLI	1'32.242	1'32.242	(10)
15	L.MARINI	25.888	T.NAKAGAMI	20.588	M.PIRRO	25.213	F.MORBIDELLI	20.711	15	A.RINS	1'32.365	1'32.365	(14)
16	T.NAKAGAMI	25.917	F.DI GIANNANTO	20.603	J.MARTIN	25.228	T.NAKAGAMI	20.721	16	A.MARQUEZ	1'32.389	1'32.418	(15)
17	A.RINS	25.925	P.ESPARGARO	20.617	A.DOVIZIOSO	25.231	A.RINS	20.735	17	T.NAKAGAMI	1'32.425	1'32.566	(16)
18	F.DI GIANNANTO	25.936	A.MARQUEZ	20.626	M.OLIVEIRA	25.250	A.DOVIZIOSO	20.759	18	M.PIRRO	1'32.598	1'32.673	(18)
19	A.DOVIZIOSO	25.945	M.PIRRO	20.655	F.MORBIDELLI	25.251	F.DI GIANNANTO	20.772	19	F.DI GIANNAN	1'32.612	1'32.656	(17)
20	M.PIRRO	26.052	R.FERNANDEZ	20.714	R.FERNANDEZ	25.277	A.MARQUEZ	20.776	20	A.DOVIZIOSO	1'32.694	1'32.894	(20)
21	S.BRADL	26.060	S.BRADL	20.718	F.DI GIANNANTO	25.301	S.BRADL	20.816	21	S.BRADL	1'32.911	1'32.978	(21)
22	R.FERNANDEZ	26.118	A.DOVIZIOSO	20.759	S.BRADL	25.317	D.BINDER	20.892	22	R.FERNANDEZ	1'33.016	1'33.200	(22)
23	D.BINDER	26.129	R.GARDNER	20.765	D.BINDER	25.544	R.FERNANDEZ	20.907	23	D.BINDER	1'33.428	1'33.608	(24)
24	R.GARDNER	26.130	D.BINDER	20.863	R.GARDNER	25.549	R.GARDNER	21.003	24	R.GARDNER	1'33.447	1'33.559	(23)

These data/results cannot be reproduced, stored and/or transmitted in whole or in part by any manner of electronic, mechanical, photocopying, recording, broadcasting or otherwise now known or herein after developed without the previous express consent by the copyright owner, except for reproduction in daily press and regular printed publications on sale to the public within 60 days of the event related to those data/results and always provided that copyright symbol appears together as follows below.
© DORNA, 2022



World Circuit Marco Si

Results and timing service provided by  **TISSOT**



4226 m.

GP GRYPYN DI SAN MARINO E DELLA RIVIERA DI RIMINI

Free Practice Nr. 2

Best Partial Times

MotoGP™

IT Ideal Lap Time, sum of the best partial times

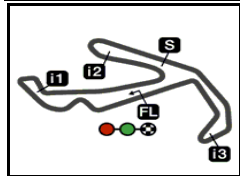
BT Best Lap Time

		T1		T2		T3		T4				
<i>Pos</i>	<i>Rider</i>	<i>Time</i>	<i>Rider</i>	<i>Time</i>	<i>Rider</i>	<i>Time</i>	<i>Rider</i>	<i>Time</i>	<i>Pos</i>	<i>Rider</i>	<i>IT</i>	<i>BT</i>
	25K.WATANABE	26.750	K.WATANABE	21.262	K.WATANABE	26.298	K.WATANABE	21.389	25	K.WATANABE	1'35.699	1'36.019 (25)

These data/results cannot be reproduced, stored and/or transmitted in whole or in part by any manner of electronic, mechanical, photocopying, recording, broadcasting or otherwise now known or herein after developed without the previous express consent by the copyright owner, except for reproduction in daily press and regular printed publications on sale to the public within 60 days of the event related to those data/results and always provided that copyright symbol appears together as follows below.
© DORNA, 2022

Official MotoGP Timing by **TISSOT**
www.motogp.com






4226 m.

MotoGP™

GP GRYPYN DI SAN MARINO E DELLA RIVIERA DI RIMINI

Free Practice Nr. 2

Fastest Laps Sequence

<i>Practice Time</i>	 <i>Rider</i>	<i>Nation</i>	<i>Motorcycle</i>	<i>Time</i>	<i>Km/h</i>	<i>Rider's Lap</i>
3'38.754	73 Alex MARQUEZ	SPA	HONDA	1'34.654	160.7	2
3'52.873	88 Miguel OLIVEIRA	POR	KTM	1'34.633	160.7	2
4'16.082	23 Enea BASTIANINI	ITA	DUCATI	1'34.398	161.1	2
4'18.629	51 Michele PIRRO	ITA	DUCATI	1'34.103	161.6	2
4'22.918	63 Francesco BAGNAIA	ITA	DUCATI	1'34.016	161.8	2
4'57.154	20 Fabio QUARTARARO	FRA	YAMAHA	1'33.706	162.3	2
5'12.110	73 Alex MARQUEZ	SPA	HONDA	1'33.356	162.9	3
5'25.828	5 Johann ZARCO	FRA	DUCATI	1'33.135	163.3	3
5'48.351	41 Aleix ESPARGARO	SPA	APRILIA	1'33.016	163.5	3
5'55.794	63 Francesco BAGNAIA	ITA	DUCATI	1'32.876	163.8	3
5'56.037	72 Marco BEZZECCHI	ITA	DUCATI	1'32.759	164.0	3
8'02.181	20 Fabio QUARTARARO	FRA	YAMAHA	1'32.264	164.8	4
15'47.159	20 Fabio QUARTARARO	FRA	YAMAHA	1'32.210	164.9	9
16'49.109	41 Aleix ESPARGARO	SPA	APRILIA	1'32.177	165.0	10
24'29.408	12 Maverick VIÑALES	SPA	APRILIA	1'32.111	165.1	13
26'01.290	12 Maverick VIÑALES	SPA	APRILIA	1'31.882	165.5	14
34'20.393	20 Fabio QUARTARARO	FRA	YAMAHA	1'31.878	165.5	17
44'27.059	63 Francesco BAGNAIA	ITA	DUCATI	1'31.631	166.0	12
44'28.311	23 Enea BASTIANINI	ITA	DUCATI	1'31.517	166.2	18

These data/results cannot be reproduced, stored and/or transmitted in whole or in part by any manner of electronic, mechanical, photocopying, recording, broadcasting or otherwise now known or herein after developed without the previous express consent by the copyright owner, except for reproduction in daily press and regular printed publications on sale to the public within 60 days of the event related to those data/results and always provided that copyright symbol appears together as follows below.

© DORNA, 2022

Official MotoGP Timing by TISSOT
www.motogp.com

Misano Adriatico, Friday, September 02, 2022

